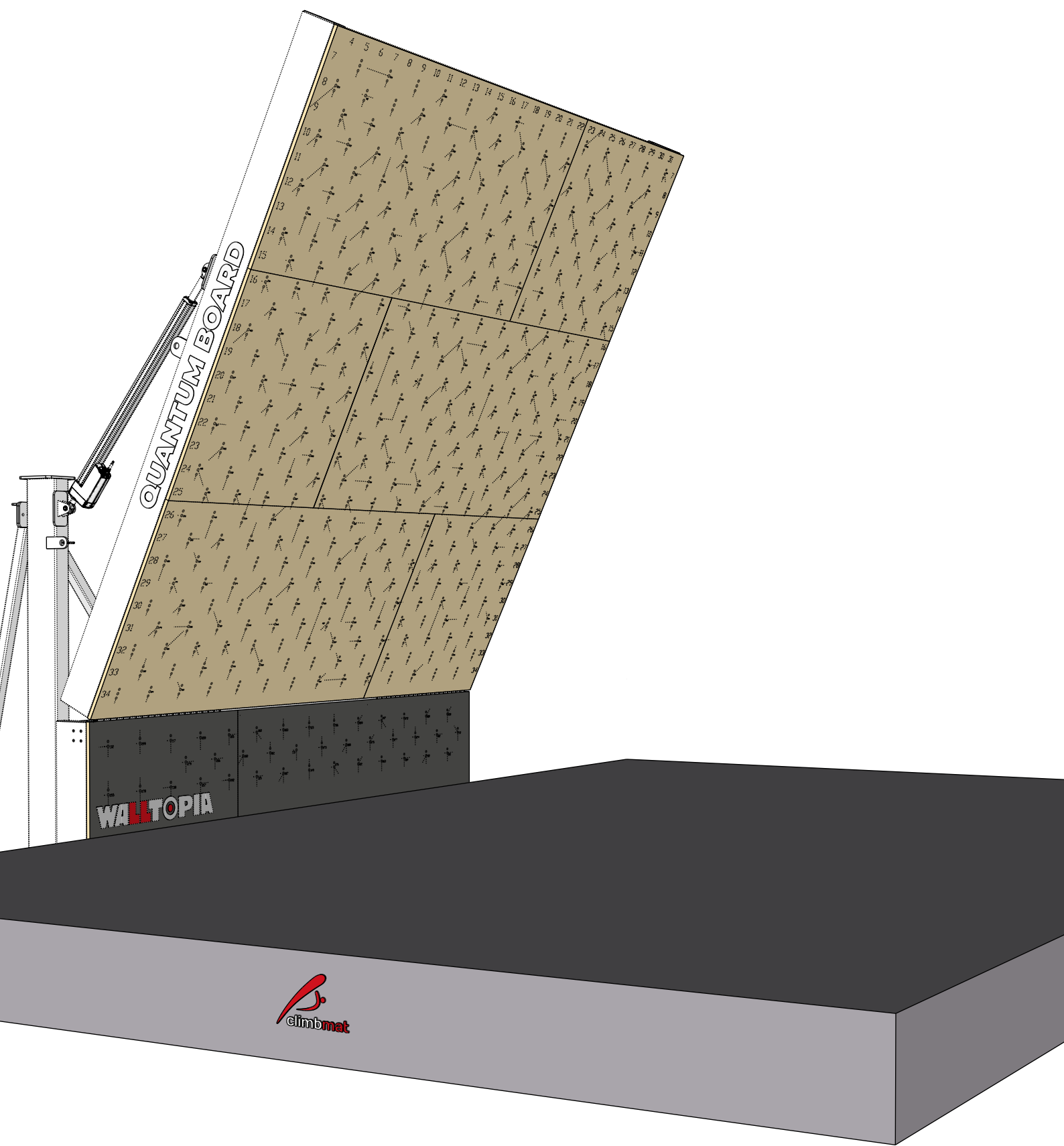


WALLTOPIA

QUANTUM BOARD M 12x12



ABOUT


The Quantum Board M 12x12 is the ultimate solution for dynamic climbing sessions. It's the first-ever training board that allows multiple climbers to train simultaneously!

SKUISH Holds




No more cutting your session short because your skin hurts!

HRT 500



One set made of 386 holds that cover all types of grips.

Multiplayer Mode



Play more than one route at the same time!

Installation & Setting



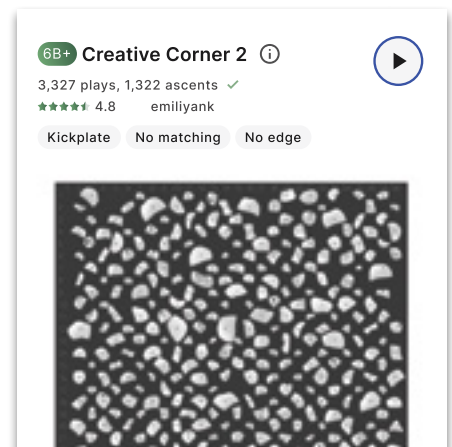
Installation and setting following a comprehensive user manual.

Safety Flooring



Climbat flooring for ultimate comfort and safety of all climbers.

eWalls app



One app to set, send, log and share problems.

DIMENSIONS

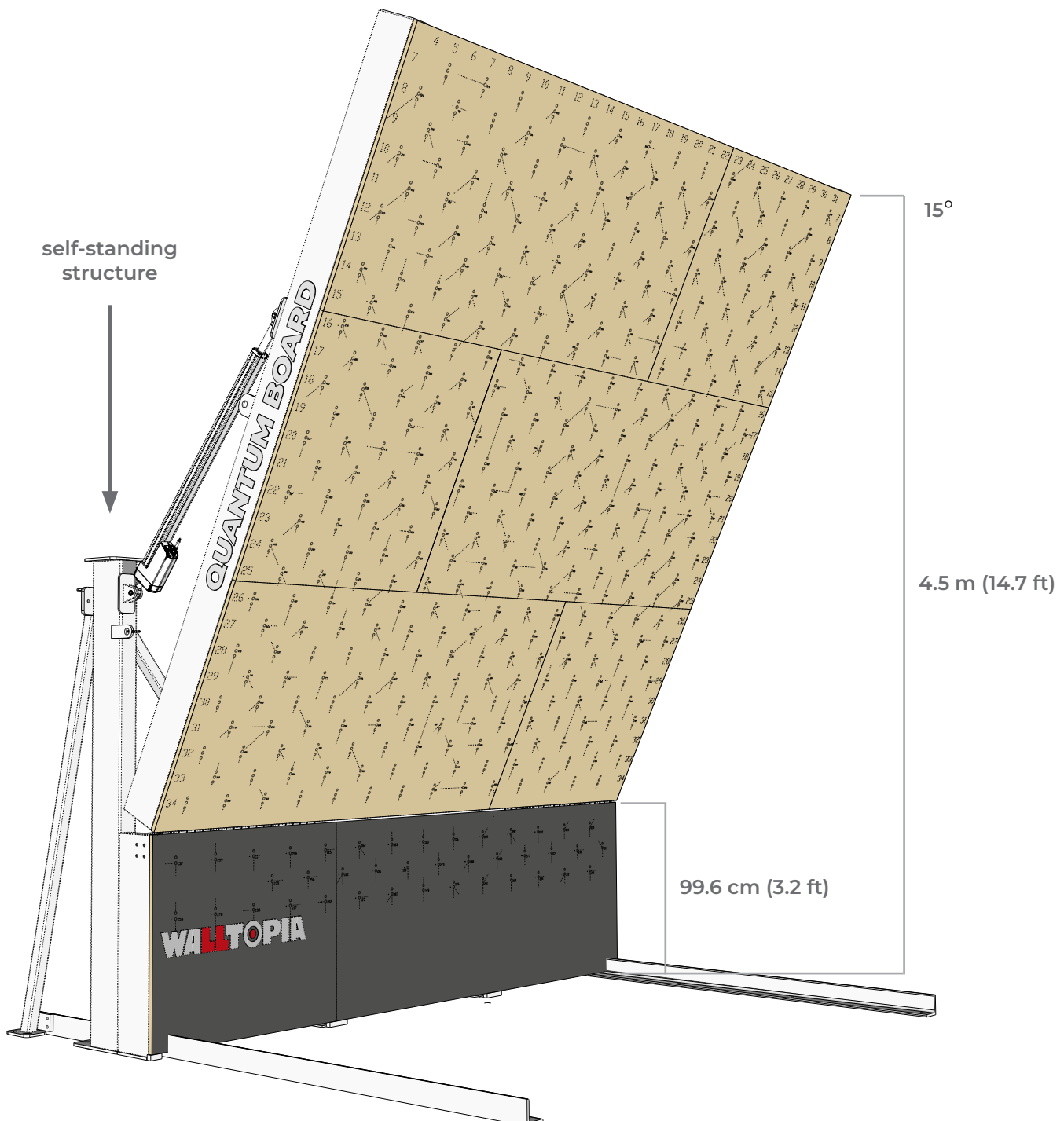
Dimensions

- The board is 3.6x3.6 meters (11.8x11.8 ft)
- It has a 100 cm kickboard (3.2 ft)

The Structure


The board can be installed as a self-standing structure or wall-mounted.

- **Self-Standing:** Stands 4.5 meters (14.7 ft) tall at 15° and requires 1 meter (3.2 ft) of clearance behind it.
- **Wall-Mounted:** Requires just 40 cm (1.31 ft) of clearance.
- **Display to change the angles:** the board comes with a touchscreen display to change the angles from 15° to 70°.



HRT 500

The HRT 500 for the Quantum Board M 12x12 includes 386 climbing holds - from jugs, slopers, pinches, pockets to uncut edge crimps and technical footholds. The holds are made from high quality polyurethane and **SKUISH** material.



SKUISH

SKUISH is a game-changing material developed by Composite X to transform climbing holds. These polyurethane holds are coated with a special rubber layer, making them super comfortable and gentle on your skin.

Skin-Friendly Climbing Holds


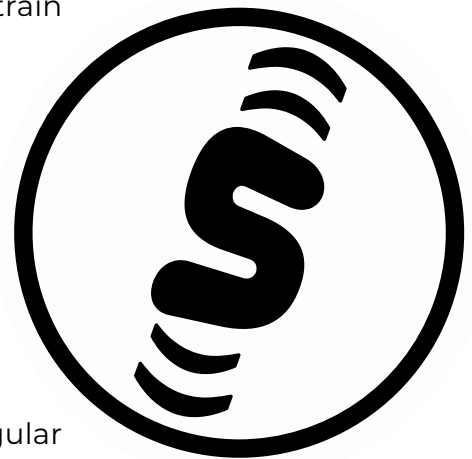
Climbing holds that do not hurt the skin and allow you to train longer and harder.

More Durable Material

Unlike traditional hold textures that wear down and become polished over time, the rubber layer on **SKUISH** holds stops this from happening, ensuring a consistent and reliable grip even after heavy use

Easy to Clean

The **SKUISH** climbing holds are easier to maintain than regular polyurethane holds.

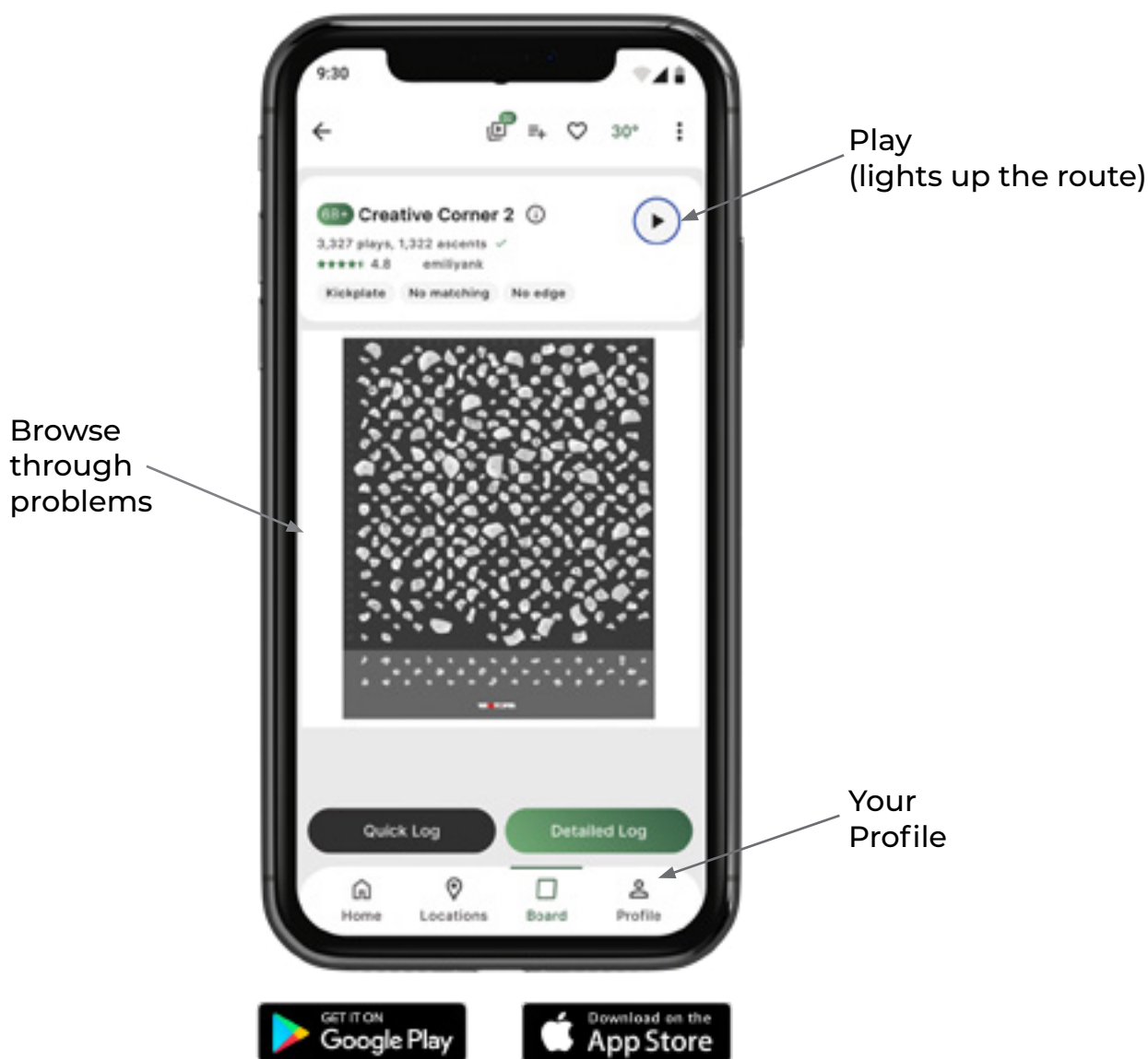


eWalls App

The Walltopia Board functions with the eWalls application. With it, you can create your own profile and browse through all the routes set by other climbers. Utilize the board's unique features, such as multiplayer mode, and use the collection of training programs to improve your technique.

Send & Share

- **Log Your Climbs** — Keep track of every climb effortlessly.
- **Share** — share your progress
- **Set Problems** — create your own routes and training programs



Create Your Own Playlists

Create playlists from your favorite routes and share them with friends, or design your own selection of training programs.

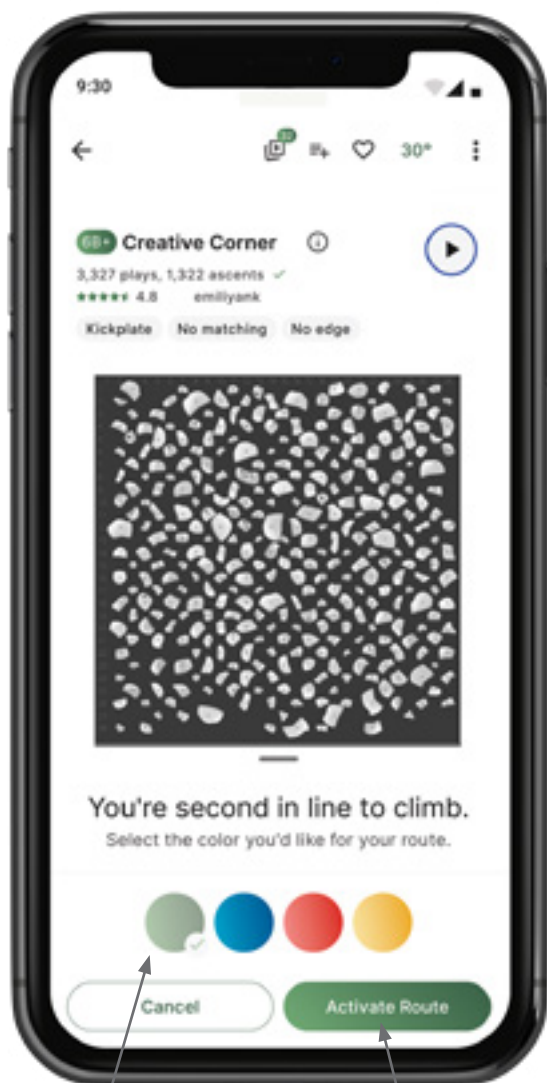
Track your progress

Log every ascent, track your performance over time and analyze your progress with detailed insights. Choose your preferred grading system, review past climbs, and set personal goals to stay motivated.

eWalls App

Multiplayer Mode

The eWalls App is the first climbing app to enable multiple routes to be illuminated simultaneously, allowing climbers to train and climb together in real time.



Choose a color to display a route on the board

And then click on "Activate Route"

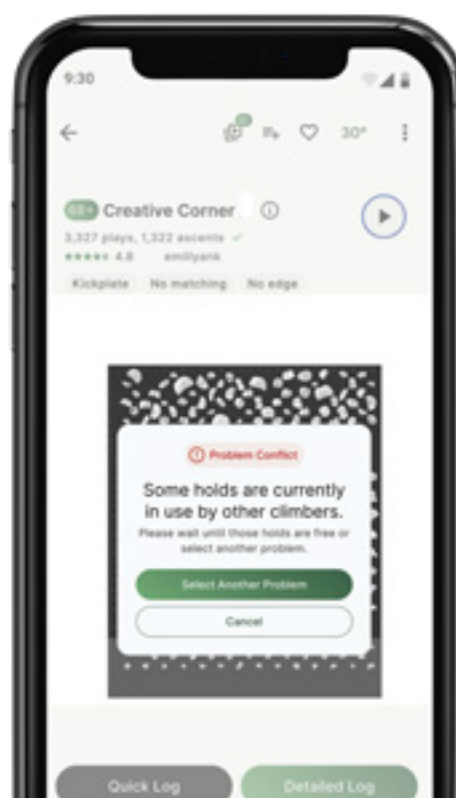
If a hold is already lit up by the first climber and the second climber wants to use it, the app will signal that the route cannot be displayed due to a conflict.

When you start climbing, select a problem and click "Play".

If a second climber wants to climb and display a problem on the board, they can. The app will ask them to choose a color and display their route in that color. They can browse through the routes while the first climber is still climbing.

This won't turn off the holds of the first climber's route.

The app can support 4 climbers at the same time.

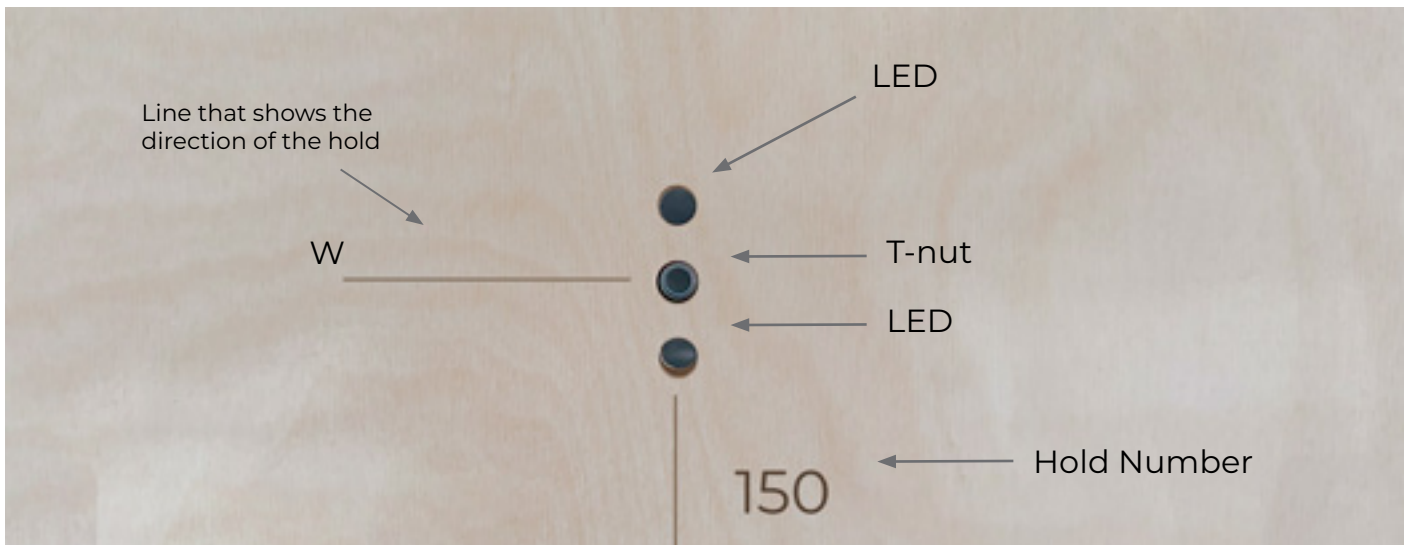


Easy and Precise Setting

Each hold in the set has a specific location and direction on the board. The line that shows the direction of the hold has to be matched with the arrow that shows the direction.

The Indicators on the Board

On the board, you'll find the number of the hold, a line that always points south, and another line indicating the hold's direction.



The “500” Holds

Each hold in the set comes with specific indicators that show the direction of the hold on the board, as well as the number of the hold.

