



WALLTOPIA

VOLUMES



TRANSFORMER SET POLYS | CONCEPT

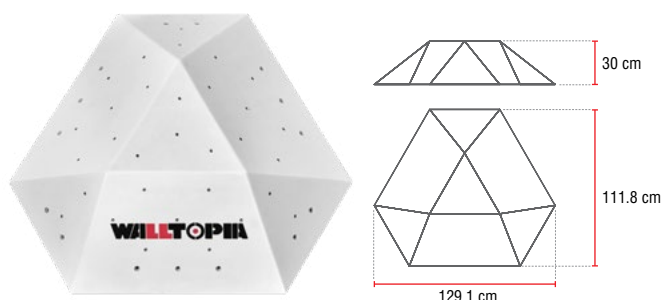
Walltopia Transformer Set is here to take simplicity to a whole new level. A set of plain, well-thought and beautiful geometric polygons designed to bring a variety of new dimensions to any wall by their ability to combine with each other. The volumes in the set are created to stack on one another in many different ways and inspire routesetters to unleash their imagination. Move, stack and rearrange the polys to form a massive volume creature that transforms both the setting and climbing experience on the wall.



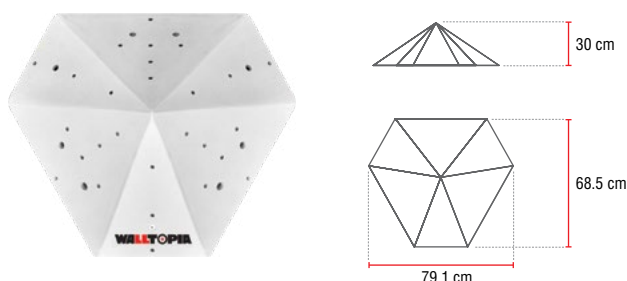
- 13 stackable volumes designed to pile on 3 levels
- A great number of possible combinations
- Clean and simple design to match any wall
- Bolt-on option for all volumes that ensures no damage on the texture (the volumes come with bolts of the correct length)
- Pre-drilled screw-on holes with metal inserts that allow for precise placement when there is no t-nut available
- Durable texture with the perfect amount of friction - the one Walltopia uses with climbing walls
- Built to last out of 18 mm plywood
- A new creative canvas for the routesetters
- Waterproof coating that allows safe cleaning with power washers available upon request

TRANSFORMER SET POLYS | ELEMENTS

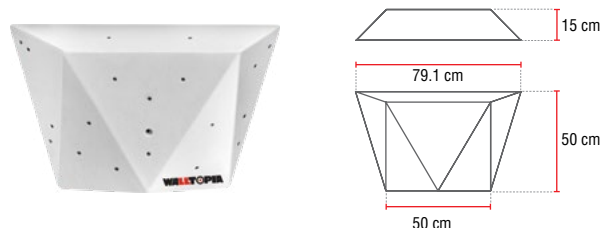
BASE 1



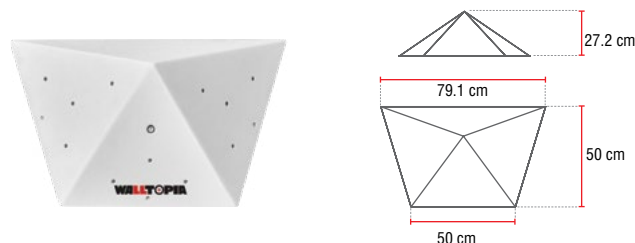
BASE 2



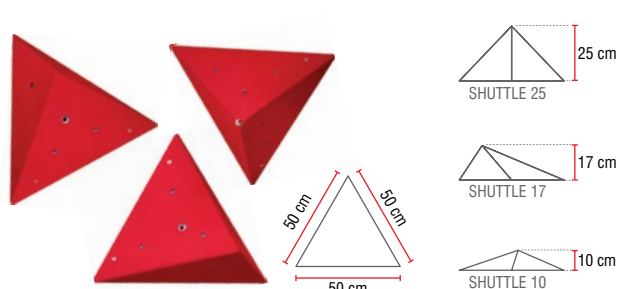
RAMP



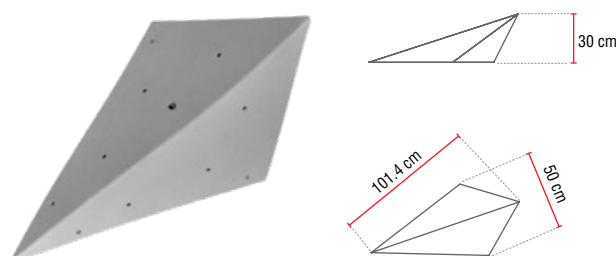
PYRAMID




SHUTTLE 25, 10, 17



KITE



TRANSFORMER SET POLYS | IN ACTION



TRANSFORMER SET BLOBS | CONCEPT

We took the Polygonal Transformer Set concept and developed it further using spherical shapes. Transformer Set Blobs offers a variety of sloper combinations. The volumes in the set are created to stack on one another in different ways providing a great tool for the setters to unleash their imagination. Move, stack and rearrange the blobs and bubbles to form a massive volume creature that transforms both the setting and climbing experience on the wall and presents a challenge to the sloper lovers.



- 6 stackable volumes designed to pile on 3 levels
- A variety of possible combinations
- Clean and simple design to match any wall
- Pre-drilled screw-on holes with metal inserts that allow for precise placement when there is no t-nut available
- Durable texture with the perfect amount of friction - the one Walltopia uses with climbing walls
- Built to last out of fiberglass
- A new creative canvas for the routesetters

TRANSFORMER SET BLOBS | ELEMENTS

BIG BLOB




Diameter	120 cm
Height	32 cm

MEDIUM BLOB



Diameter	62 cm
Height	32 cm

SMALL BLOBS



Diameter	36 cm
Height	12 cm

Diameter	36 cm
Height	14 cm



Diameter	36 cm
Height	16 cm

Diameter	36 cm
Height	12 cm

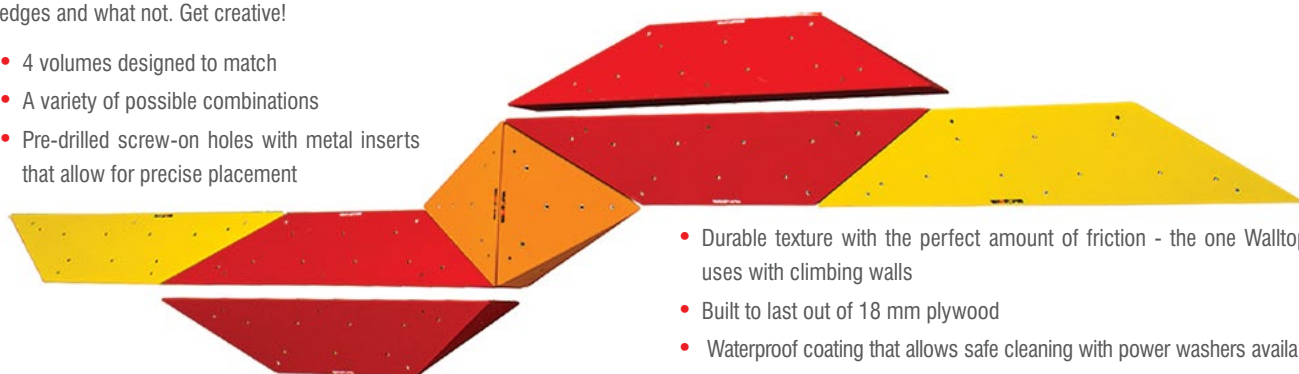
TRANSFORMER SET BLOBS | COMBINATIONS



CRACK IT | CONCEPT

Another set of simple shapes designed to move, match and rearrange and provide great possibilities for creating cracks, dulfers or compression features, edges and what not. Get creative!

- 4 volumes designed to match
- A variety of possible combinations
- Pre-drilled screw-on holes with metal inserts that allow for precise placement




- Durable texture with the perfect amount of friction - the one Walltopia uses with climbing walls
- Built to last out of 18 mm plywood
- Waterproof coating that allows safe cleaning with power washers available upon request
- A new creative canvas for the routesetters

CRACK IT | ELEMENTS

HALF 1		HALF 2		TRIANGLE		PYRAMID	
							
Length	150 cm	Length	150 cm	Length	51.7 cm	Length	60.4 cm
Width	25.9 cm	Width	25.9 cm	Width	51.7 cm	Width	60.4 cm
Height	17.2 cm	Height	17.2 cm	Height	17.2 cm	Height	28.9 cm

CRACK IT | COMBINATONS



FIBERGLASS VOLUMES

HALF MOON



YING

- A slopery-pockety edge

Length	48.5 cm
Width	23 cm
Height	10 cm



YANG

- A sweet little edgy crimp

Length	48 cm
Width	27.5 cm
Height	10 cm



- Join the two halves to form a Full Moon and make a hateful sloper that will challenge the most experienced climbers at your gym.

LONG RIDGE

The Long Ridge volumes pair perfectly well to make a beautiful crack. Adjust the width and angle and get creative. The volumes have both the bolt-on and screw-on mounting option; the screw placements are equipped with metal inserts for better durability.



Length	134 cm
Width	24.5 cm
Height	10 cm

LAND FORMS



RIDGE

Length	47 cm
Width	37 cm
Height	12 cm



KETTLE

Length	42 cm
Width	41 cm
Height	8 cm

KARAKORAM RANGE



LATOK 1

Length	54 cm
Width	48 cm
Height	16.5 cm






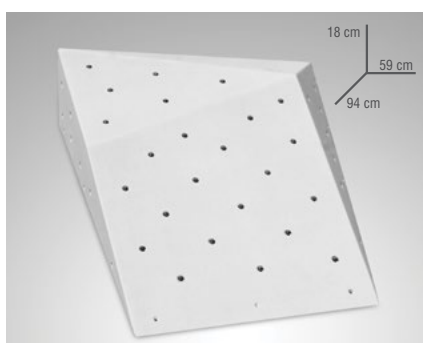
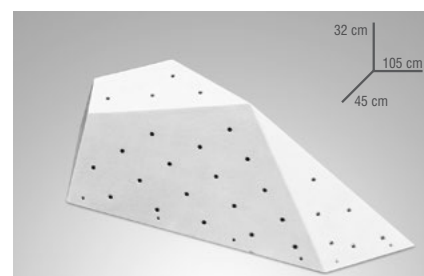

LATOK 2

Length	48.5 cm
Width	41.5 cm
Height	13.5 cm

CRYSTAL VOLUMES

Crystal volumes can be used individually but can also be mixed and matched to create various geometric forms.

- Bolt-on option is available upon request
- Metal inserts in the pre-drilled screw placements for better durability
- Built to last out of 18 mm plywood
- Waterproof coating that allows safe cleaning with power washers available upon request



INNSBRUCK VOLUMES



Inspired by competition route setting and created specially for the Innsbruck 2018 World Championship, these volumes are as simple as they can be to make setting as versatile as possible. Because, as Leonardo da Vinci has put it, "Simplicity is the ultimate sophistication".

